
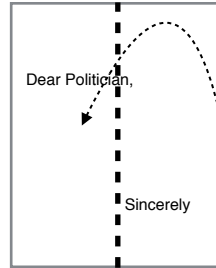


How to fold a paper airplane

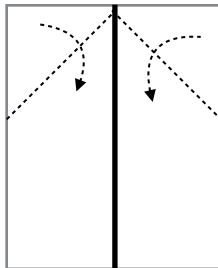


1. Write your message.

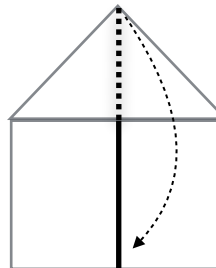


2. Fold paper in half and then reopen.

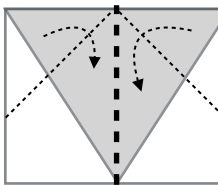
3. Turn the paper over.



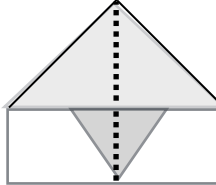
4. Fold top corners to the middle crease



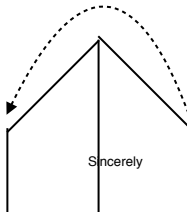
5. Fold peak to the bottom of the paper



6a. Fold top corners to the middle fold...

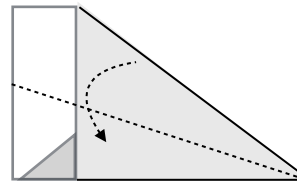


6b. so your plane looks like this

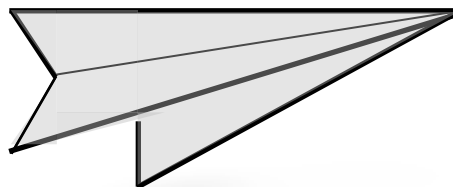


7. Flip your plane over so your message is facing you.

8. Fold your plane in half along the original crease



9. Rotate your plane and fold down each edge to make your wings



Your plane is ready, let your message take flight!